

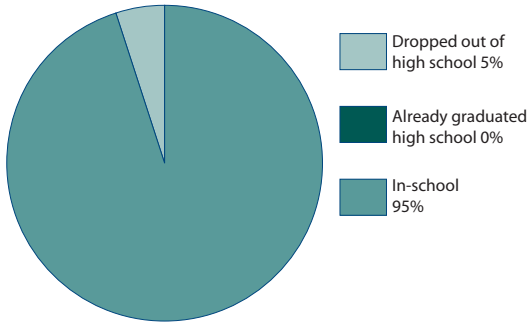
City of Pittsfield—YouthWorks 2006 Program Profile

NUMBER OF YOUTH SERVED BY YOUTHWORKS IN 2006

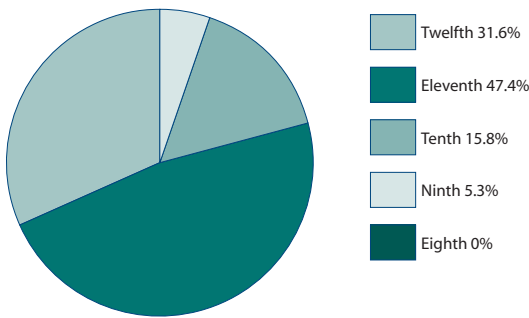
Total Number of Youth Served: 21

SCHOOL STATUS AND GRADE LEVEL OF YOUTHWORKS PARTICIPANTS

School Status (N = 20)



Grade Level of In-School Youth (N = 19)



GENDER AND ETHNICITY OF YOUTHWORKS PARTICIPANTS

Ethnicity	Female	Male	Total
African-American	3	1	4
Hispanic Origin	0	1	1
White	8	6	14
Asian	0	1	1
Native American	0	0	0
Totals	11	9	20

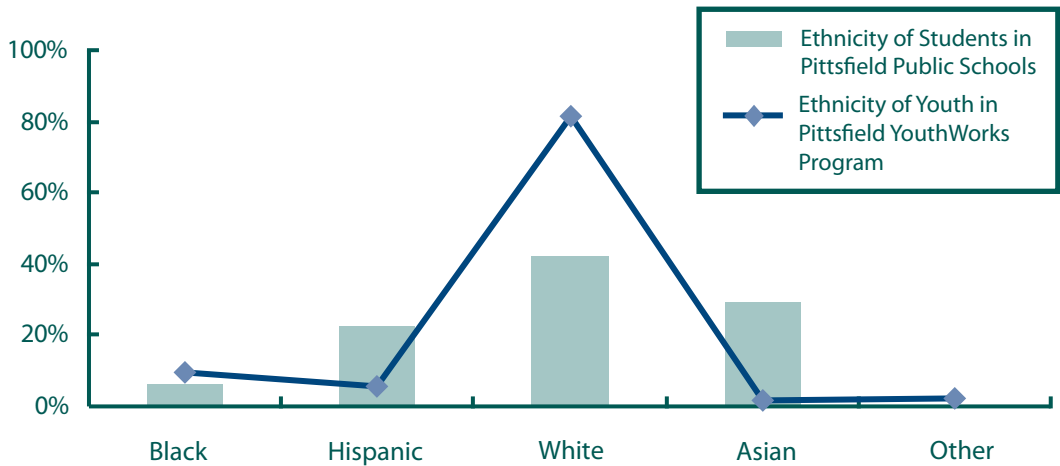
RISK CATEGORY OF YOUTHWORKS PARTICIPANTS

Risk Category (N = 199)	Number	% of Total
Poor Academics	0	0%
Child of Single Working Parent	19	67.9%
Has a Disability	5	17.9%
Is a Foreign Immigrant	0	0%
In Foster Care	2	7.1%
Court-involved	2	7.1%
Teen Parent	0	0%
Limited English Skills	0	0%
Totals	28	

WAGE INFORMATION

Average Wage Paid (per hour): \$6.75
 Total Youth Wages Paid: \$31,224

Ethnicity Comparison for YouthWorks in Pittsfield



SAMPLE EMPLOYERS AND JOB TITLES FOR YOUTHWORKS PARTICIPANTS IN THE CITY OF PITTSFIELD

Employer	Job Title	Employer	Job Title
Berkshire County Regional Employment Board, Inc.	Office Support	City of Pittsfield: Wastewater Management	Maintenance
Christian Center	Office Support	Cranwell Resort, Spa and Golf Club	Front Desk
City of Pittsfield: Building Inspector Office	Office Support	Ralph Froio Senior Center	Office Support
City of Pittsfield: Highway Department	Maintenance	Salisbury Estates	Maintenance
City of Pittsfield: Maintenance Department	Maintenance	Workshop Live	Video Production Assistant
City of Pittsfield: Public Works Department	Office Support	Workshop Live	Marketing Assistant