

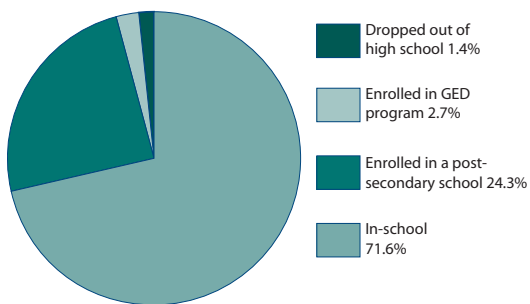
# City of Lynn—YouthWorks 2006 Program Profile

## NUMBER OF YOUTH SERVED BY YOUTHWORKS IN 2006

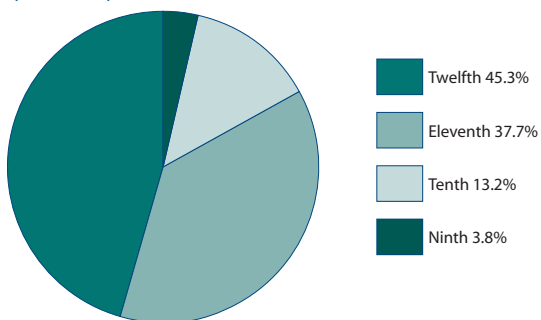
Total Number of Youth Served: 74

### SCHOOL STATUS AND GRADE LEVEL OF YOUTHWORKS PARTICIPANTS

#### School Status (N = 74)



#### Grade Level of In-School Youth (N = 53)



### GENDER AND ETHNICITY OF YOUTHWORKS PARTICIPANTS

Ethnicity	Female	Male	Total
African-American	10	23	33
Hispanic Origin	5	8	13
White	5	18	23
Asian	2	3	5
Native American & Other	0	0	0
Totals	22	52	74

### RISK CATEGORY OF YOUTHWORKS PARTICIPANTS

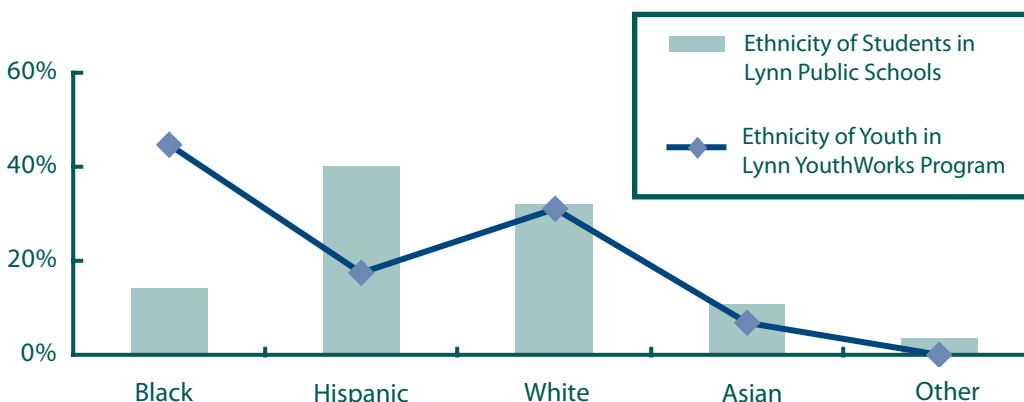
Risk Category (N = 63)	Number	% of Total
Poor academic performance or is a dropout	0	0%
Is a child of a single working parent	56	88.9%
History of alcohol or drug abuse	0	0%
Homeless or a runaway	0	0%
Has a disability	0	0%
Has aged out of roster care, or close to aging out	0	0%
Court-involved or has history of delinquency	1	1.6%
Is a teen parent	1	1.6%
Limited English skills or is a foreign immigrant	5	7.9%
Totals	63	

### WAGE INFORMATION

Average Wage Paid (per hour): \$7.41

Total Youth Wages Paid: \$81,824

### Ethnicity Comparison for YouthWorks in Lynn



**SAMPLE EMPLOYERS AND JOB TITLES FOR YOUTHWORKS PARTICIPANTS IN THE CITY OF LYNN**

<b>Employer</b>	<b>Job Title</b>	<b>Employer</b>	<b>Job Title</b>
Boys & Girls Club	Camp Counselor	Law Office	Clerk
City of Lynn	Maintenance	Library	Maintenance
Crystal Foods	Maintenance	Lynn Economic Opportunity	Clerk
Lynn DPW	Supervisor/Maintenance	Lynn Housing Authority	Landscaping
Eastern Bank	Clerk	North Shore Spirit	Parking Attendant
Eastern Bank	Clerk	North Shore Spirit	Ticket Sales
ERC	Maintenance	North Shore Spirit	Usher
G.L.S.S.	Maintenance	The Food Project	Agriculture Intern
Garelick	Maintenance	The Food Project	Crew Worker
Hirsch	Landscaping		